

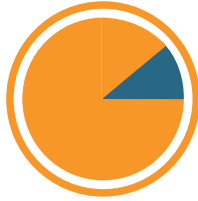
2015-2016 Graduates Survey Results

The Marxe School of Public and International Affairs' enduring legacy is reflected by the achievements of 8,000+ alumni. Graduates have gone on to rewarding careers as leaders and policymakers in education, health, government, nonprofit organizations, and other vital industries. The energy, vision, and commitment of these talented and dedicated individuals pave the roads ahead.




220

Total Executive
MPA/MPA
2015-16
Graduates



182

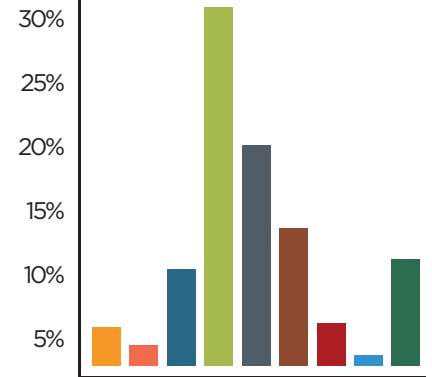
Total
Responses
(82.7%)



172 Total Employed or
Continuing Education

(166 Employed - 91.2%)
(6 Interning/Continuing Education - 3.3%)

10 Total Unemployed and
Seeking (5.5%)



- Under \$30,000 - 4 (5.7%)
- \$30,000 - \$39,999 - 2 (2.9%)
- \$40,000 - \$49,999 - 7 (10.0%)
- \$50,000 - \$59,999 - 21 (30.0%)
- \$60,000 - \$69,999 - 13 (18.6%)
- \$70,000 - \$79,999 - 9 (12.9%)
- \$80,000 - \$89,999 - 5 (7.1%)
- \$90,000 - \$99,999 - 1 (1.4%)
- \$100,000 and over - 8 (11.4%)

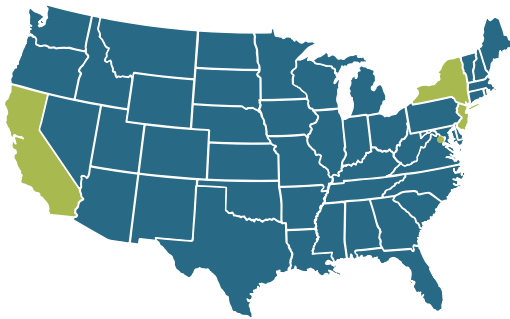
\$64,586

Average salary (38.5% response rate)

Highest Salary - \$157,000

Lowest Salary - \$5,000

Locations:



Average Salary

- NY - 145 (87.3%) - \$63,750
- NJ - 6 (3.6%) - \$75,000
- CA - 4 (2.4%) - \$74,000
- DC - 3 (1.8%) - \$63,000
- Other - 8 (4.8%) - \$83,000

Sectors:



Government - 46 (28.2%)

- 5 Federal - 3.1% - \$67,200
- 4 Int'l - 2.5% - \$71,500
- 9 State - 5.5% - \$55,500
- 28 Local 17.2% - \$64,267 - \$64,038



Nonprofit - 90

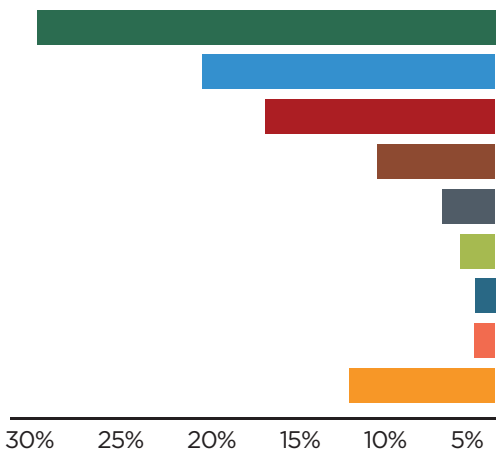
(55.2%) - \$63,079



Private - 27

(16.6%) - \$67,571

Industries:



- Government/International Services - 46 (28.4%) - \$65,125
- Healthcare - 30 (18.5%) - \$71,750
- Human Services/Community Outreach - 27 (16.7%) - \$67,857
- Higher Education - 13 (8.0%) - \$42,125
- Education - 10 (6.2%) - \$61,167
- Arts and Culture - 7 (4.3%) - \$65,000
- Consulting - 5 (3.1%) - \$69,500
- Philanthropy - 5 (3.1%) - No data on industry
- Other - 19 (11.7%) - \$69,000