



NEW YORK CITY NONPROFIT DATA



BaruchCOLLEGE
MARXE SCHOOL OF PUBLIC
AND INTERNATIONAL AFFAIRS

Center for
Nonprofit Strategy
and Management



**NONPROFIT
NEW YORK**

A relentless,
collective
force for good.

Center for Nonprofit Strategy and Management (CNSM)

The [Center for Nonprofit Strategy and Management \(CNSM\)](#) in the Marxe School of Public and International Affairs at Baruch College is a globally-recognized leader in analyzing the evolving role of nonprofit organizations in our society, politics, and the economy.

Through community engagement, teaching, and research, it examines how nonprofit organizations intersect with government, business, philanthropy, and communities to help solve today's most pressing policy issues. CNSM's New York City location promotes active engagement with the nation's most complex nonprofit sector and secures internship and placement opportunities with many nonprofit organizations.

Nonprofit New York

[Nonprofit New York](#) is a membership-based organization that works to strengthen and unite the nonprofit sector in the New York City area, including all five boroughs, Long Island, and Westchester. Nonprofit New York's work engages over 2,700 organizations through its capacity building work, providing members services to over 1,100 organizations and mobilizing close to 1,000 organizations through advocacy campaigns annually.

New York Nonprofit Data Project

CNSM publishes regular reports on the size and scope of the nonprofit sector in New York City, New York State and Metropolitan Statistical Area (NYSMA -- includes NYC and surrounding counties in CT, NJ, NY, and PA).

The goal of the project is to provide policymakers, workers in the nonprofit sector, and the general public an accurate picture of how many registered nonprofits there are in New York, where they are based, what fields they work in, and what income and assets are.

The reports are based on publicly available nation-wide data, primarily from the Internal Revenue Service (IRS), that has been disaggregated for the New York area. The technical notes at the end of this report give details of the data sources and explain the acronyms and terminology used in the Table and Figures.

For additional data reports and information about other CNSM reports and projects, see: <https://marxe.baruch.cuny.edu/centers-and-institutes/center-for-nonprofit-strategy-and-management-cnsm/>

Authors

John Casey
Beatrice Teston

Table of Contents

2019 New York Nonprofits at a Glance.....	5
Figure 1- 2019 Registered Nonprofits in NYC by Borough.....	5
Figure 2- 2019 Total Income of Nonprofits in NYC Reported by Borough.....	5
Table 1- 2019 Number of Registered Organizations and Total Income by Borough.....	5
2019 New York Nonprofits by Income.....	6
Table 2- Number of Nonprofits Reported by Income Bracket.....	6
Figure 3- Number of Nonprofits Reported by Income Bracket.....	6
2019 Nonprofits Reported by NTEE Major Groups.....	7
Figure 4- 2019 Number of Registered Organizations by NTEE Major Groups.....	7
Table 3- Number of Registered Organizations and Total Income in NYC by NTEE Major Groups..	7
2019 Nonprofits by Service or Interest Field.....	8
Figure 5- 2019 Number of Registered Organizations by Service or Interest Field.....	8
Figure 6- 2019 Nonprofit Income in NYC Reported by Service or Interest Field.....	8
Table 4- 2019 Number of Nonprofits and Total Income by Service or Interest Field.....	9
Table 5- 2019 Number of Nonprofit Organizations in NYC by C Category.....	10
2016 Location of NYC Nonprofits by Income Level.....	11
2016 Location of NYC Nonprofits by Service or Interest Field.....	11
Recent Reports and Key Websites.....	12
Endnotes and Sources.....	13

How Many Nonprofits Are There in New York City?

Total Registered Nonprofits
46,214 (all 501c)

2019 New York City Nonprofits at a Glance

47% of all nonprofits registered in the five boroughs are located in Manhattan. Brooklyn houses the second most number with 29% of all registered nonprofits.

76% of all nonprofit revenue generated in New York City is attributed to Manhattan with a total over \$214 billion. The major part of that revenue is generated by health care facilities and educational institutions located in Manhattan.

Figure 1- 2019 Registered Nonprofits in NYC by Borough

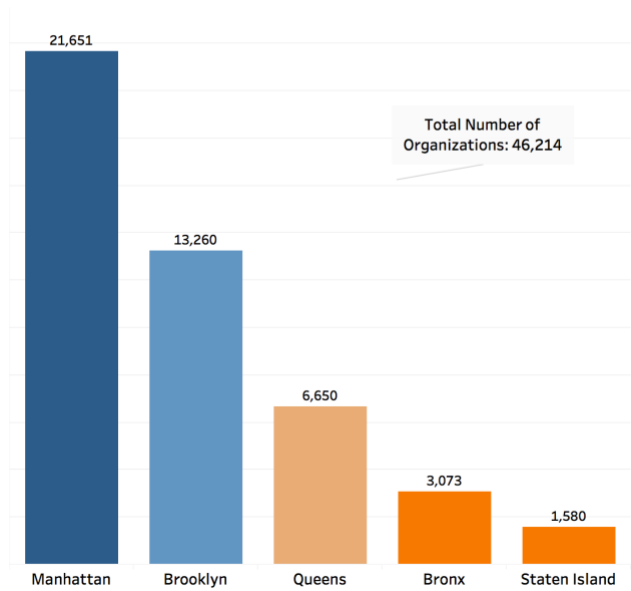


Figure 2- 2019 Total Income of Nonprofits in NYC Reported by Borough

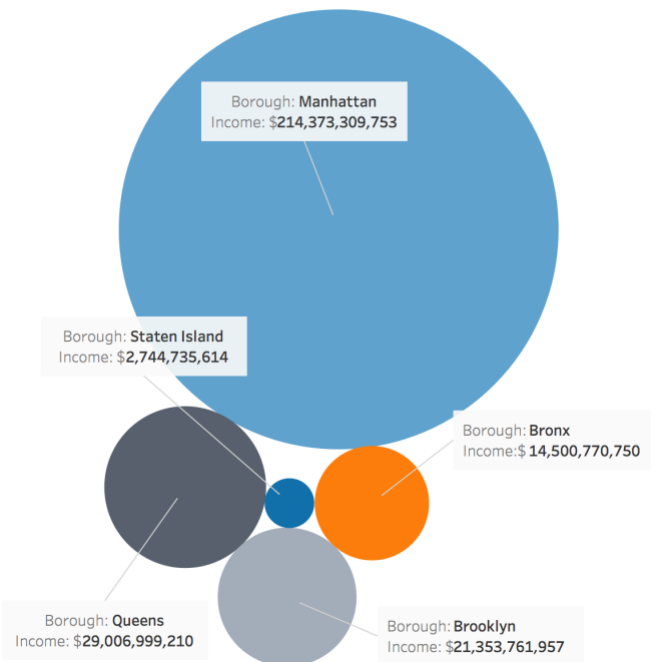


Table 1- 2019 Number of Registered Organizations and Total Income by Borough

Borough	Number of Organizations	Total Income
Manhattan	21,651	\$214,373,309,753
Queens	6,650	\$29,006,999,210
Brooklyn	13,260	\$21,353,761,957
Bronx	3,073	\$14,500,770,750
Staten Island	1,580	\$2,744,735,614
TOTAL	46,214	\$281,979,577,284

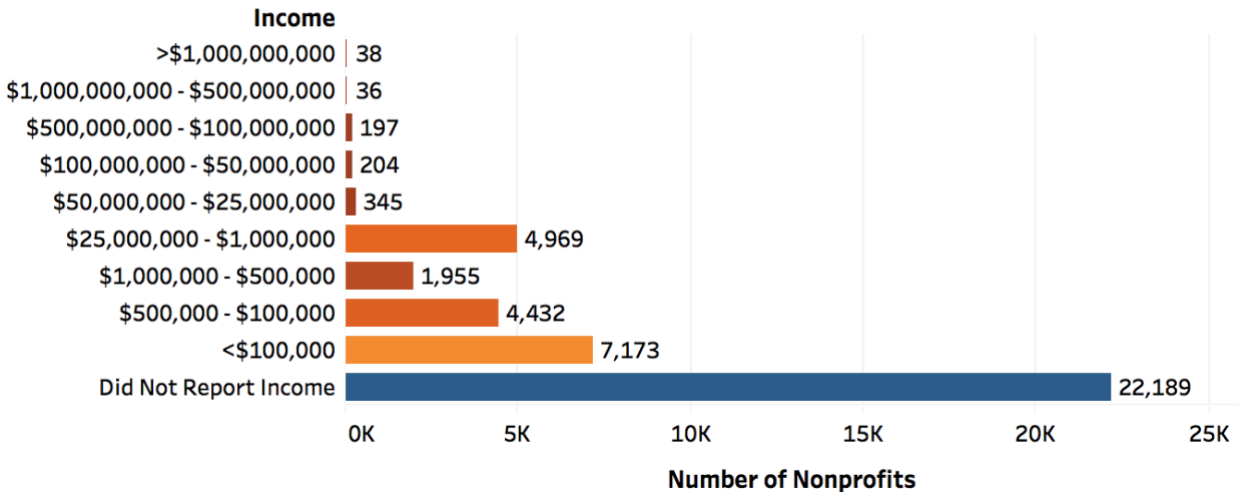
2019 New York Nonprofits by Income ¹

53% of all nonprofits do not report income (see Footnote 1) and 17% reported an annual income of less than \$100,000.

Table 2- 2019 Number of Nonprofits Reported by Income Bracket

Income	
>\$1,000,000,000	38
\$1,000,000,000 - \$500,000,000	36
\$500,000,000 - \$100,000,000	197
\$100,000,000 - \$50,000,000	204
\$50,000,000 - \$25,000,000	345
\$25,000,000 - \$1,000,000	4,969
\$1,000,000 - \$500,000	1,955
\$500,000 - \$100,000	4,432
<\$100,000	7,173
Did Not Report Income	22,189
Total	41,538

Figure 3- 2019 Number of Nonprofits Reported by Income Bracket



2019 New York Nonprofits by NTEE Major Groups ²

Classified by NTEE Major Groups, 22% of registered organizations are Public and Societal Benefit related, 21% are Human Services related, and 20% are Religion related.

Health related organizations reported the highest total income of all NTEE major groups at \$87 billion. This is followed by Education related organizations at \$47 billion.

Figure 4- 2019 Number of Registered Organizations by NTEE Major Groups

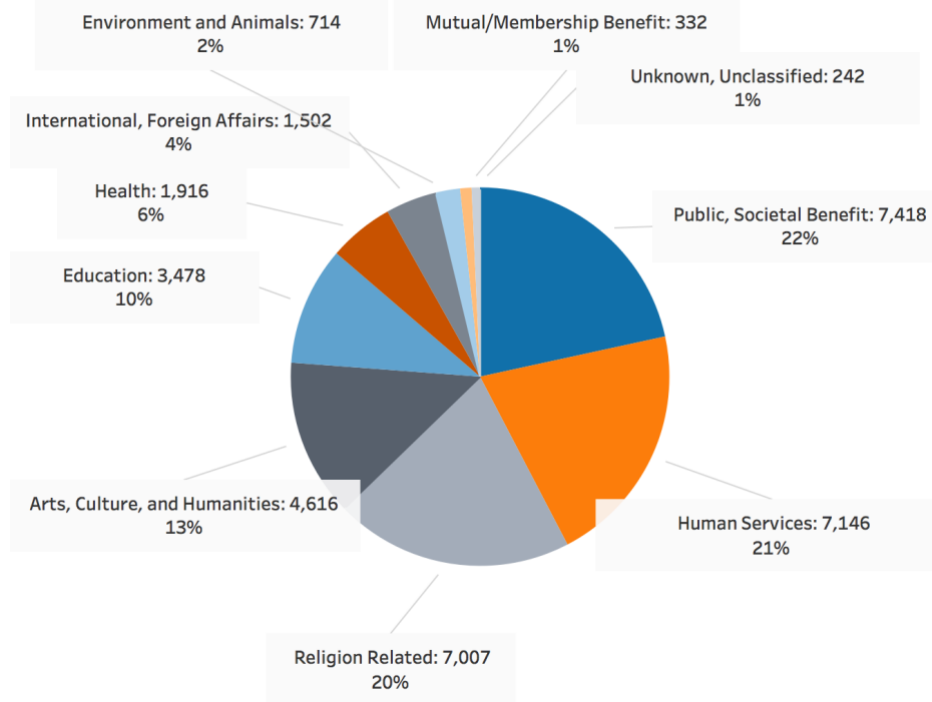


Table 3- 2019 Number of Registered Organizations and Total Income in NYC by NTEE Major Groups

NTEE Major Groups	Number of Organizations	Total Income
Arts, Culture, and Humanities	4,616	\$8,907,103,344
Education	3,478	\$47,643,753,727
Environment and Animals	714	\$2,478,360,486
Health	1,916	\$87,255,659,189
Human Services	7,146	\$16,406,653,489
International, Foreign Affairs	1,502	\$9,184,296,171
Mutual/Membership Benefit	332	\$11,293,965,416
Public, Societal Benefit	7,418	\$43,734,364,957
Religion Related	7,007	\$975,967,865
Unknown, Unclassified	242	\$307,235,448
Total	34,371	\$228,187,360,092

2019 Nonprofits by Service or Interest Field

Religion related and Spiritual Development nonprofit organizations make up 20% of registered organizations in NYC. Philanthropy, Voluntarism and Grant making Foundations make up 15% of registered organizations. 13% of organizations are Art, Culture, and Humanities related.

Health and Rehabilitative organizations reported the highest total income of all service/interest fields, earning \$81.7 billion during 2019. Educational institutions and related activity nonprofits followed, reporting \$47.6 billion in total income.

Figure 5- 2019 Number of Registered Organizations in NYC by Service or Interest Field

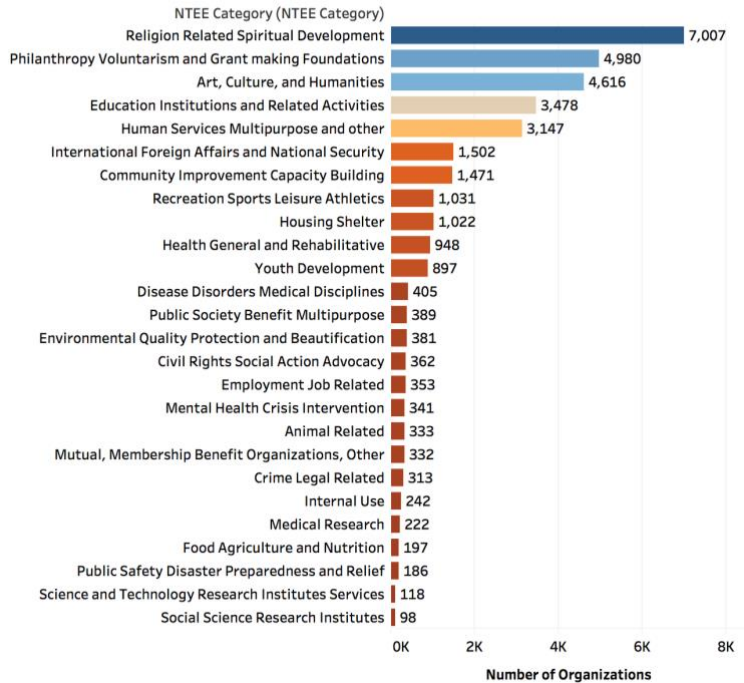


Figure 6- 2019 NYC Nonprofit Income Reported by Service or Interest Field

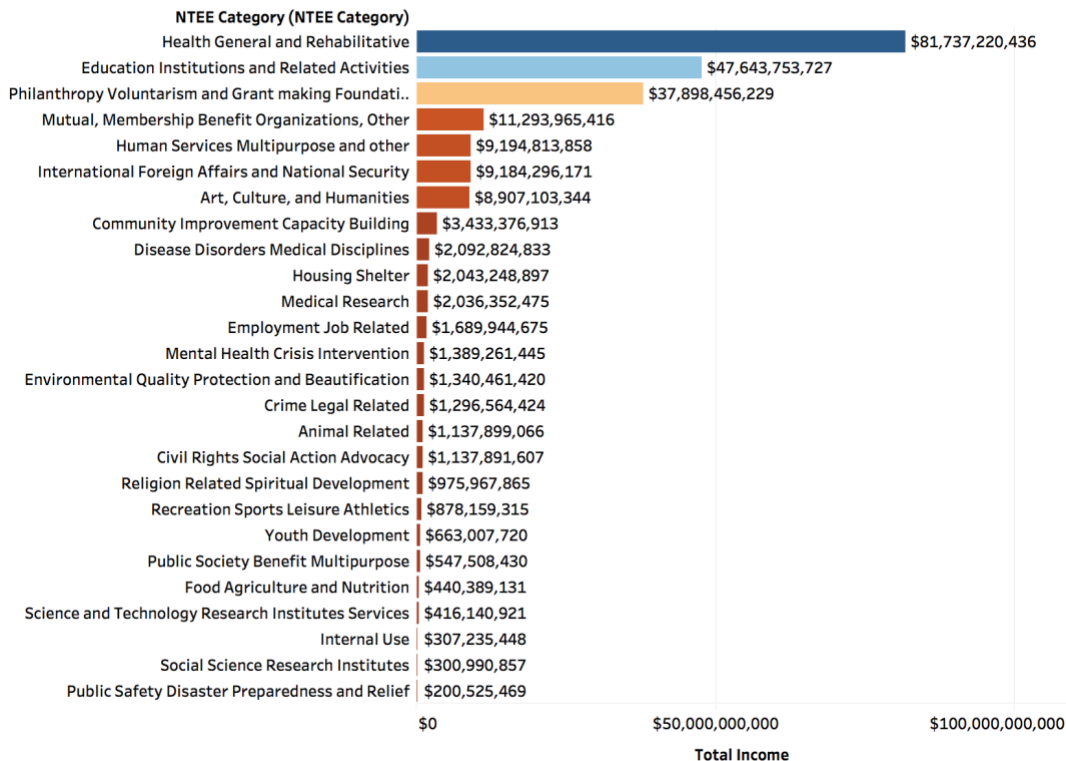


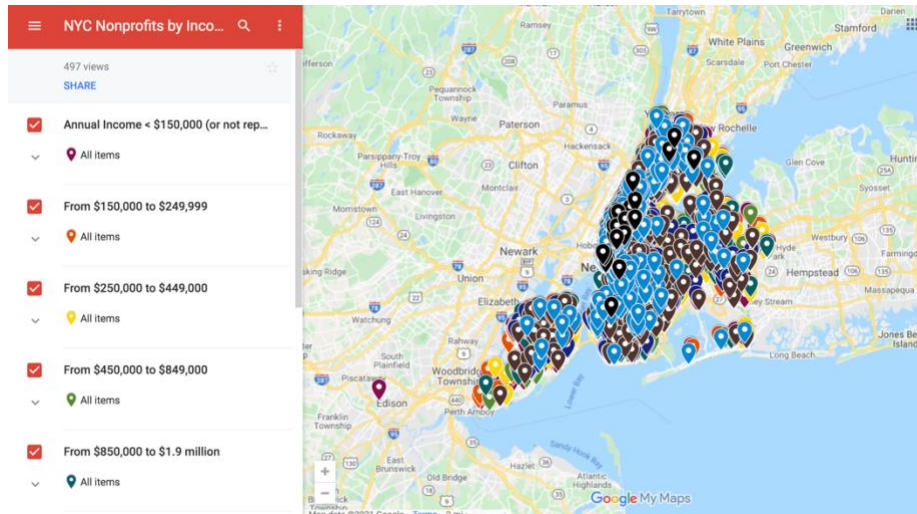
Table 4- 2019 Number of Nonprofits and Total Income by Service and Interest Field

NTEE Category (NTEE Category)	Number of Organizations	Total Income
Animal Related	333	\$1,137,899,066
Art, Culture, and Humanities	4,616	\$8,907,103,344
Civil Rights Social Action Advocacy	362	\$1,137,891,607
Community Improvement Capacity Building	1,471	\$3,433,376,913
Crime Legal Related	313	\$1,296,564,424
Disease Disorders Medical Disciplines	405	\$2,092,824,833
Education Institutions and Related Activities	3,478	\$47,643,753,727
Employment Job Related	353	\$1,689,944,675
Environmental Quality Protection and Beautification	381	\$1,340,461,420
Food Agriculture and Nutrition	197	\$440,389,131
Health General and Rehabilitative	948	\$81,737,220,436
Housing Shelter	1,022	\$2,043,248,897
Human Services Multipurpose and other	3,147	\$9,194,813,858
Internal Use	242	\$307,235,448
International Foreign Affairs and National Security	1,502	\$9,184,296,171
Medical Research	222	\$2,036,352,475
Mental Health Crisis Intervention	341	\$1,389,261,445
Mutual, Membership Benefit Organizations, Other	332	\$11,293,965,416
Philanthropy Voluntarism and Grant making Foundations	4,980	\$37,898,456,229
Public Safety Disaster Preparedness and Relief	186	\$200,525,469
Public Society Benefit Multipurpose	389	\$547,508,430
Recreation Sports Leisure Athletics	1,031	\$878,159,315
Religion Related Spiritual Development	7,007	\$975,967,865
Science and Technology Research Institutes Services	118	\$416,140,921
Social Science Research Institutes	98	\$300,990,857
Youth Development	897	\$663,007,720

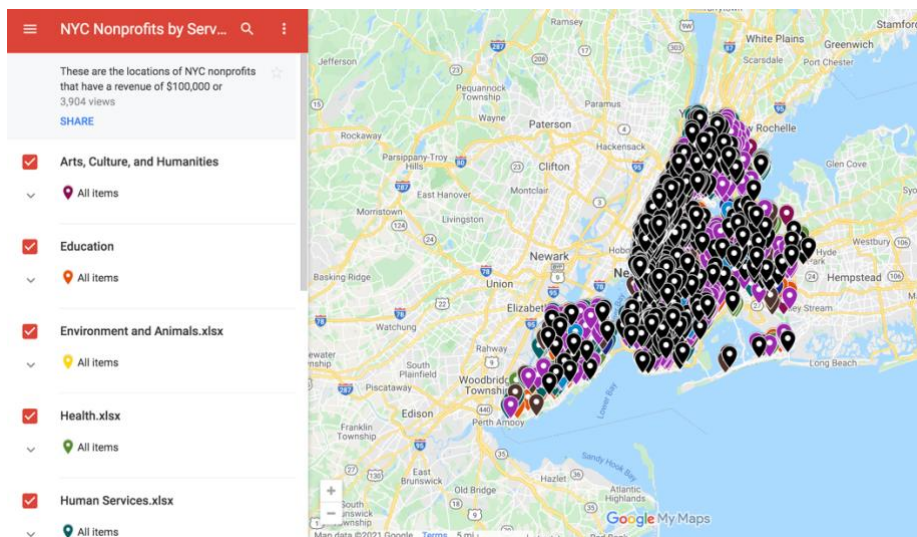
Table 5- 2019 Number of Nonprofit Organizations in NYC by C Category

Category	Description	Number of Organizations
501(c)1	Government Instrumentality	5
501(c)2	Title-Holding Corporation	141
501(c)3	Charitable Organization	42,177
501(c)4	Social Welfare Organizations	761
501(c)5	Labor and Agricultural Organizations	549
501(c)6	Business Associations	950
501(c)7	Social and Recreational Clubs	414
501(c)8	Fraternal Beneficiary Associations	183
501(c)9	Voluntary Employees' Beneficiary Associations	308
501(c)10	Domestic Fraternal Societies and Associations	31
501(c)11	Teachers Retirement Fund Association	--
501(c)12	Benevolent Associations	2
501(c)13	Burial Associations	48
501(c)14	Credit Unions	1
501(c)15	Mutual Insurance Company or Association Other Than Life or Marine	1
501(c)16	Corporation Financing Crop Operations	--
501(c)17	Supplemental Unemployment Compensation Trust or Plan	2
501(c)18	Employee Funded Pension Trust (created before 6/25/59)	--
501(c)19	Post or Organization of War Veterans	119
501(c)20	Legal Service Organization	20
501(c)21	Black Lung Trust	--
501(c)22	Multiemployer Pension Plan	--
501(c)23	Veterans Association Formed Prior to 1880	--
501(c)24	Trust Described in Section 4049 of ERISA	--
501(c)25	Title Holding Company for Pensions, etc.	64
501(c)26	State-Sponsored High Risk Health Insurance Organizations	--
501(c)27	State-Sponsored Workers' Compensation Reinsurance	--
501(c)40	Apostolic and Religious Organizations (501(d))	--
501(c)50	Cooperative Hospital Service Organization (501(e))	--
501(c)60	Cooperative Service Organization of Operating Educational Organization (501(f))	--
501(c)70	Child Care Organization (501(k))	--
501(c)71	Charitable Risk Pool	--
501(c)81	Qualified State-Sponsored Tuition Program	--
501(c)92	4947(a)(1) - Private Foundation (Form 990PF Filer)	137
Total	Total	45,913

2016 Location of NYC Nonprofits by Income Levels



2016 Location of NYC Nonprofits by Service or Interest Field



NOTE: The locations indicated on these maps are those provided to the IRS. In most cases, they represent the main/head office of an organization but may also be the address of a legal representative, or a P.O. Box. (Nonprofits with P.O. Box addresses are not included in the maps). Only one address is provided for all organizations, so the given location does not represent the full scope of the service delivery by multi-site organizations. The IRS, following post office conventions, gives addresses by borough (county) for The Bronx (Bronx County), Brooklyn (Kings County), Manhattan (New York County) and Staten Island (Richmond County), but by neighborhoods in Queens. Some of the nonprofits with locations in Queens may have been misattributed to another part of NYC or the NY metropolitan area.

Recent Reports and Key Websites

The Economic Impact of NYC Nonprofit Organizations, July 2020, NYC Comptroller and Nonprofit New York https://comptroller.nyc.gov/wp-content/uploads/documents/NYC_Nonprofit_Organizations.pdf

Nonprofit New York (the association of nonprofit organizations in NYC):

<https://www.nonprofitnewyork.org/>

NYC Nonprofits (City Portal for nonprofits): <https://www1.nyc.gov/site/nonprofits/index.page>

For reports on New York City nonprofits by Baruch-Marxe faculty, including the Executive Outlook Surveys and a study of International NGOs in NYC, see the appropriate area of CNSM webpage:

<https://marxe.baruch.cuny.edu/centers-and-institutes/center-for-nonprofit-strategy-and-management-cnsm/>

NYC Data Site, Baruch College Weismann Center for International Business (ata on NYC population, economy, culture and governance): <https://baruch.cuny.edu/nycdata/>

Notes and Sources

Endnotes

1. 501(c) organizations with an annual income of less than \$50,000 and many religious organizations are not required to report annual incomes. In the income Tables and Figures they are identified as Did Not Report Income. For more details of the nonprofits in each income bracket see the maps linked on page 11.
2. The NTEE (National Taxonomy of Exempt Entities) is used by the IRS and National Centre for Charitable Statistics to classify the activities of nonprofit organizations. For full descriptions of the codes, see: <https://nccs.urban.org/publication/irs-activity-codes>.

Sources

The data in this report have been extracted from the national [IRS Exempt Organizations Business Master File](#), which provides public access to the information reported to the IRS by nonprofit organizations in their annual tax returns (Form 990 or equivalent). The accuracy of the data depends on the reporting to the IRS and on the machine-read extraction and publication. The data are a good indicator of the size, location and work of New York nonprofits, but not a 100% accurate documentation. The data in the Tables and Figures are from November 2019; the data in the maps are from 2016.

Data include all tax-exempt 501c organizations.

See: [IRS publication 557 Tax-Exempt Status for Your Organization](#) [PDF] and [Wikipedia's 501c page](#)

There are numerous other sources for statistics and financial data about nonprofit organizations, based on data gathered from the tax returns (Form 990) and other published sources. These include:

- 501c3lookup.org
- [American Institute of Philanthropy](#)
- [BBB Wise Giving Alliance](#)
- [Charity Navigator](#)
- [Guidestar](#)
- [NYS Attorney General Charities Bureau Registry Search](#)
- [NYCharities.org](#)
- [New York Data Bases \(Tax Exempt Organizations\)](#)
- [ProPublica Nonprofit Explorer](#)
- [Urban Institute, National Center for Charitable Statistics \(NCCS\)](#)